



BURDENS
AUSTRALIA



FOR THE AUSTRALIAN CIVIL AND ELECTRICAL INFRASTRUCTURE

Plastic Pit & Polymer
Concrete Pit Catalogue



Distributor of "Telstra Approved" Products



www.burdens.net.au

Contents	Page
Classification Product Selector	3
Polymer Concrete Pits Overview	4
HDPE Pits Overview	5
Polymer Concrete Pit Options	6
HDPE Pit Options	9
General Accessories	14
Composite Covers	15
Concrete Pits	16
Concrete Plinths	18
Urban-Classic Range	19
Infill Covers and Frames	21
Galvanised Steel Covers	22
Ductile Iron Covers	23

iDS (Integrated Ducting Systems) is an internationally recognised brand providing solutions to the electrical market. Our global focus enables us to bring together the benefits of international experience with local products and partners to provide ongoing solutions in the Australian Infrastructure Market.

iDS has been supplying the Australian Electrical infrastructure market for over 20 years sourcing and providing the best in infrastructure materials from supply routes throughout the world. Our range of products are carefully chosen and tested to suit the demands and needs of the Electrical industry - from specifier through to end user. We work closely with our partners combining our market expertise to develop innovative designs and solutions matched with the flexibility of product options

As our range grows and develops, we ensure you keep costs under control by offering you the most cost effective product solutions. Our extensive product portfolio continues to grow and offers innovative solutions to multi utility markets, including telecommunications, CCTV, electrical, gas, oil, petrochemical and rail infrastructure.

Our staff have been carefully selected to ensure we meet your expectations. We pride ourselves on our service, value for money and integrity. Our extensive inventory allows us the flexibility to meet tight lead-times and provide a full product range.



In Australia there is currently no standard relating to pit performance. All pits are selected for their use which dictates their size and location.

The table below is based on loading classes as defined in AS3996 (road gully and inspection chamber covers) and AS14198 (precast access chambers for sewerage applications). This should be used as a guide for specifiers and installers on how to choose the correct cover for their application. Specifiers should contact iDS™ when specifying pits in areas subject to heavy traffic or substantial weight loadings.

Standard	Usage	Plastic Pit	Polymer concrete pit	Cover Loadings						EN 124 equivalent
A10kN	Areas (including footways) accessible only to pedestrians and cyclists, closed to other traffic (extra-light duty)	Dependent on choice of cover	Dependent on choice of cover	Cement Concrete	Polymer Concrete	Fabricated steel chequer plate cover	iDS™ Fabricated steel recessed cover	Military application locked fabricated covers - chequer plate	Made to order, steel fabricated covers - contact iDS™ for more details	Class A 15kN
B80kN	Areas (including footways and light tractor paths) accessible to vehicles (excluding commercial vehicles) or livestock (light duty)									Class B 125kN
C150kN	Malls and areas open to slow moving commercial vehicles (medium duty)									Class C 250kN
D210kN	Carriageways of roads and areas open to commercial vehicles (heavy duty)									Class D 400kN
E400kN	General docks and aircraft pavements (extra heavy duty - E)									Class E 600kN
F600kN	Docks and aircraft pavements subject to high wheel loads (extra heavy duty - F)									Class F 900kN
G900kN	Docks and aircraft pavements subject to high wheel loads (extra heavy duty - F)			Contact iDS™ for further information when specifying these products email: sales@burdens.net.au						

Standard	Usage	Cover Loadings				EN 124 Equivalent
L	Light duty access covers for use on footways where it is possible for light vehicles and animals to mount the footway e.g. tractors and livestock.	iDS™ Access recessed covers - fabricated steel	Chequer plate covers - Fabricated steel	Locked chequer plate steel covers - military type	Special made to order covers - fabricated steel	Class A 15kN
						Class B 125kN
M	Medium duty access covers for pedestrian use and occasionally open to vehicles not exceeding 3.7 tonnes loaded					Class C 250kN
H	Heavy duty access covers in carriageways open to vehicles with loads not exceeding 7 tonnes					



iDS™ PC Electrical Cable Pits

Polymer concrete is a versatile pit material proving longevity in a range of different conditions. Once installed, polymer concrete is extremely robust with a comprehensive strength higher than traditional concrete. Polymer provides a chemically resistant solution with excellent thermal properties.

Typical Applications

- Carparks
- Pavements
- Driveways
- Sports venues
- Industrial sites
- Urban distribution
- Airports
- Railways

Features

- Polymer Concrete is a tried and tested material that is strong and robust; a key element for specification where needed.
- Polymer Concrete is an inert product, it is not readily reactive with other elements and is resistant to chemical and organic matter.
- A major strength of Polymer Concrete is zero water absorption. This means no ingress of water in these systems.
- Polymer Concrete’s heat resistance is high, up to 70°C (resin HDT). Use in extreme temperature conditions has no detrimental effects to Polymer Concrete pits.
- Polymer Concrete pits can be cut using appropriate cutting tools including diamond core drills and or masonry drills or grinders (it is advisable to risk assess this operation to ensure staff are adequately trained ensuring adequate ventilation is available and safety equipment worn at all times).
- Polymer Concrete is an excellent insulator. This means it will not conduct electricity, and therefore, is an ideal material to specify in installations where problems may exist.



Installation

When installing an iDS™ Polymer Concrete pit the following should be taken into consideration:

1. Cover type
2. Pit/duct type and size
3. A minimum grade of 25MPa correctly sized concrete bed and surround.

Polymer Concrete pits installed in trafficable areas must conform to the minimum cement concrete dimensions as specified by iDS™ - please contact iDS™ for details.

Engineering advice should be requested for certain applications. All installations should conform to accepted building standards. In trafficable areas the surface of the cement or concrete surround or pavement if asphalted to the edge of the pit must be finished 3mm above the pit/cover edge.

PLEASE NOTE: For flexible pavement applications involving the installation of an access cover, a temporary base haunch should be provided to protect the exposed edge frame from construction traffic.

Technical Specification

Polymer Concrete	
Compressive strength:	96MPa C-579
Flexural strength:	27MPa C-580
Tensile strength:	21Mpa C-307
Water absorption:	+0.07% C-97
Freeze-thaw:	300 cycles modulus of elasticity 95.1% C-666
Coefficient of expansion/contraction:	46.6 x 10 ⁻⁶ per °C E831
Water vapor transmission:	WVT 0.0364g/m ² - 1,592hrs
Surface burning:	Flames spread: 0 Smoke density: 5 E84
Weathering:	2000hr exposure no change G-153
Coefficient of friction (Mannings):	n=0.011
Chemical resistance	Good

iDS™ HDPE Electrical Cable Pits

High Density Polyethylene is a mouldable plastic which can be formed into almost any shape. iDS™ pits utilise an established and trusted method to produce an effective, strong and durable pit with installation and operative solutions in mind. In addition HDPE pits are extremely lightweight, providing on site manual handling solutions for a Health and Safety conscious design which makes the iDS™ plastic pit range the right choice for specifiers.

Typical Applications

- Landscape areas
- Sports fields
- Pavements
- Lighting pits
- Domestic environments
- Accidental trafficable locations
- CCTV

Features

- HDPE material features high organism and chemical resistance. The system design will have a greatly reduced risk of attack from chemical and biological elements.
- HDPE is easy to cut, it provides simple and safe solutions for ducting access. (It is advisable to risk assess this operation to ensure staff are adequately trained, safety equipment is worn at all times and ensure adequate ventilation is available).
- HDPE when moulded will not absorb water as all pits are designed to be watertight (provided all other or mechanical entries are sealed during installation).
- HDPE is an excellent insulator. This means it will not conduct electricity, and therefore, is an ideal material to specify in installations where problems may exist.
- HDPE is lightweight. As markets require ever-increasing demands on efficiencies, this material offers the ability to be carried, stored and handled in much larger volumes, ad should offer through specification a lower carbon footprint.
- When moulded into technically structured units HDPE offers the specifier the unique opportunity to reduce cost through breakage and reduce the risk of Health and Safety issues which can arise from the use of much heavier systems

Technical Specification

HDPE	
Compressive strength:	58MPa D-695
Flexural strength:	15MPa D-790
Tensile strength:	14MPa D638
Water absorption:	+0.31% D-570
Water vapour transmission:	WVT 0.1392g/m ² - 1,592hrs E96
Coefficient of friction (Mannings):	n=0.010
Chemical resistance	Good



All available with a full range of cover options including concrete, galvanised steel, composite and ductile iron. All badged, NBN, Telstra, Electrical, Communications etc.

PC33 Polymer Concrete Pit Combinations - 300x300 Clear Opening

Class A rating Class B rating Class D rating

Part No.	Description	Weight (kg)	Length (mm)	Width (mm)	Depth (mm)	Clear Opening
PIT DATA						
iDS PCP33	PC33 Polymer Concrete Pit	19	374	374	450	300 x 300
iDS PCPL33	PC33 Polymer Concrete Pit - Locking	20	374	374	450	300 x 300
RISER DATA						
iDS PCR33	PC33 Polymer Concrete Riser	16.5	374	374	300	300 x 300
iDS PCRL33	PC33 Polymer Concrete Riser - Locking	17.5	374	374	300	300 x 300
COVER DATA						
iDS 33PCAB	PC33 Polymer Concrete Cover - Blank	5.2	340	340	32	300 x 300
iDS 33PCAC	PC33 Polymer Concrete Cover - Communications	5.2	340	340	32	300 x 300
iDS 33PCAE	PC33 Polymer Concrete Cover - Electrical	5.2	340	340	32	300 x 300
iDS 33GCB	PC33 Galvanised Steel Cover	7.5	340	340	32	300 x 300
iDS 33LGCB	PC33 Galvanised Steel Cover - Locking	8.3	340	340	32	300 x 300
iDS 33PLGCB	PC33 Galvanised Steel Cover - Padlocking	9.8	340	340	32	300 x 300
iDS 300300UGC	300x300c/o 1pt Urban-Classic Steel infill Cover 'B' Class	16	410	410	80	300 x 300
iDSG C3030DS	Ductile Iron Solid Top Cover	38	380	380	55	300 x 300
iDSG C3030DI	Ductile Iron Infill Cover	38	380	380	55	300 x 300



PC63 Polymer Concrete Pit Combinations - 600x300 Clear Opening

Class A rating Class B rating Class D rating


Part No.	Description	Weight (kg)	Length (mm)	Width (mm)	Depth (mm)	Clear Opening
PIT DATA						
iDS PCP63	PC63 Polymer Concrete Pit	50	660	360	735	600 x 300
iDS PCPL63	PC63 Polymer Concrete Pit - Locking	51	660	360	735	600 x 300
COVER DATA						
iDS 63PCAB	PC63 Polymer Concrete Cover - Blank	20	625	324	21	600 x 300
iDS 63PCAC	PC63 Polymer Concrete Cover - Communications	20	625	324	21	600 x 300
iDS 63PCAE	PC63 Polymer Concrete Cover - Electrical	20	625	324	21	600 x 300
iDS 63GCB	PC63 Galvanised Steel Cover	11	625	324	21	600 x 300
iDS 63LGCB	PC63 Galvanised Steel Cover - Locking	12.1	625	324	21	600 x 300
iDS 63PLGCB	PC63 Galvanised Steel Cover - Padlocking	13.5	625	324	21	600 x 300
iDS 600400UGC	600x400c/o 1pt Urban-Classic Steel infill Cover 'B' Class	25	710	510	80	600 x 400
iDSG C6045DS	Ductile Iron Solid Top Cover	73	810	660	105	600 x 450
iDSG C6045DI	Ductile Iron Infill Cover	74	815	665	105	600 x 450



PC45 Polymer Concrete Pit Combinations - 450x450 Clear Opening

Class A rating Class B rating Class D rating

Part No.	Description	Weight (kg)	Length (mm)	Width (mm)	Depth (mm)	Clear Opening
PIT DATA						
iDS PCP45	PC45 Polymer Concrete Pit	44	526	526	600	450 x 450
iDS PCPL45	PC45 Polymer Concrete Pit - Locking	45	526	526	600	450 x 450
RISER DATA						
iDS PCR45	PC45 Polymer Concrete Riser	31.5	526	526	300	450 x 450
iDS PCRL45	PC45 Polymer Concrete Riser - Locking	32.5	526	526	300	450 x 450
COVER DATA						
iDS 45PCAB	PC45 Polymer Concrete Cover - Blank	15.8	492	492	50	450 x 450
iDS 45PCAC	PC45 Polymer Concrete Cover - Communications	15.8	492	492	50	450 x 450
iDS 45PCAE	PC45 Polymer Concrete Cover - Electrical	15.8	492	492	50	450 x 450
iDS 45GCB	PC45 Galvansied Steel Cover	16	492	492	50	450 x 450
iDS 45LGCB	PC45 Galvanised Steel Cover - Locking	17.1	492	492	50	450 x 450
iDS 45PLGCB	PC45 Galvanised Steel Cover - Padlocking	18.7	492	492	50	450 x 450
iDS 450450UGC	450x450c/o 1pt Urban-Classic Steel infill Cover 'B' Class	23	560	560	80	450 x 450
iDSG C4545DS	Ductile Iron Solid Top Cover	57	600	560	55	450 x 450
iDSG C4545DI	Ductile Iron Infill Cover	57	600	560	55	450 x 450



PC66 Polymer Concrete Pit Combinations - 600x600 Clear Opening

Class A rating Class B rating Class D rating

Part No.	Description	Weight (kg)	Length (mm)	Width (mm)	Depth (mm)	Clear Opening
PIT DATA						
iDS PCP66	PC66 Polymer Concrete Pit	64.5	677	677	615	600 x 600
iDS PCPL66	PC66 Polymer Concrete Pit - Locking	65.5	677	677	615	600 x 600
RISER DATA						
iDS PCR66	PC66 Polymer Concrete Riser	41.5	677	677	300	600 x 600
iDS PCRL66	PC66 Polymer Concrete Riser - Locking	42.5	677	677	300	600 x 600
COVER DATA						
iDS 66PCAB	PC66 Polymer Concrete Cover - Blank	24	642	642	50	600 x 600
iDS 66PCAC	PC66 Polymer Concrete Cover - Communications	24	642	642	50	600 x 600
iDS 66PCAE	PC66 Polymer Concrete Cover - Electrical	24	642	642	50	600 x 600
iDS 66GCB	PC66 Galvanised Steel Cover	25.5	642	642	50	600 x 600
iDS 66LGCB	PC66 Galvanised Steel Cover - Locking	26.6	642	642	50	600 x 600
iDS 66PLGCB	PC66 Galvanised Steel Cover - Padlocking	27	642	642	50	600 x 600
iDS 600600UGC	600x600c/o 1pt Urban-Classic Steel infill Cover 'B' Class	30	710	710	80	600 x 600
iDSG C6060DS	Ductile Iron Solid Top Cover	79	810	810	105	600 x 600
iDSG C6060DI	Ductile Iron Infill Cover	97	815	815	105	600 x 600



PC96 Polymer Concrete Pit Combinations - 900x600 Clear Opening

Class A rating Class B rating Class D rating



Part No.	Description	Weight (kg)	Length (mm)	Width (mm)	Depth (mm)	Clear Opening
PIT DATA						
iDS PCP96	PC96 Polymer Concrete Pit	93	985	685	600	900 x 600
iDS PCPL96	PC96 Polymer Concrete Pit - Locking	94	985	685	600	900 x 600
RISER DATA						
iDS PCR96	PC96 Polymer Concrete Riser	52	985	685	300	900 x 600
iDS PCRL96	PC96 Polymer Concrete Riser - Locking	53	985	685	300	900 x 600
COVER DATA						
iDS 96PCAB	PC96 Polymer Concrete Cover 2pt - Blank	39.2	942	642	50	900 x 600
iDS 96PCAC	PC96 Polymer Concrete Cover 2pt - Communications	39.2	942	642	50	900 x 600
iDS 96PCAE	PC96 Polymer Concrete Cover 2pt - Electrical	39.2	942	642	50	900 x 600
(THE ABOVE COVERS COMPRISE OF 2 COVERS & T SUPPORT)						
iDS 96GCB	PC96 Galvanised Steel Cover	39	942	642	50	900 x 600
iDS 96LGCB	PC96 Galvanised Steel Cover - Locking	40.1	942	642	50	900 x 600
iDS 96PLGCB	PC96 Galvanised Steel Cover - Padlocking	42.1	942	642	50	900 x 600
iDS 900600UGC	900x600c/o 1pt Urban-Classic Steel infill Cover 'B' Class	37	1010	710	80	900 x 600
iDSG 9060DS	Ductile Iron Solid Top Cover	111	1115	815	105	900 x 600
iDSG 9060DI	Ductile Iron Infill Cover	111	1135	835	125	900 x 600

PC99 Polymer Concrete Pit Combinations - 900x900 Clear Opening

Class A rating Class B rating Class D rating



Part No.	Description	Weight (kg)	Length (mm)	Width (mm)	Depth (mm)	Clear Opening
PIT DATA						
iDS PCP99	PC99 Polymer Concrete Pit	135	1006	1006	600	900 x 900
iDS PCPL99	PC99 Polymer Concrete Pit - Locking	136	1006	1006	600	900 x 900
RISER DATA						
iDS PCR99	PC99 Polymer Concrete Riser	82.5	1006	1006	300	900 x 900
iDS PCRL99	PC99 Polymer Concrete Riser - Locking	83.5	1006	1006	300	900 x 900
COVER DATA						
iDS 99PCAB	PC99 Polymer Concrete Cover - Blank	84.7	944	944	65	900 x 900
iDS 99PCAC	PC99 Polymer Concrete Cover - Communications	84.7	944	944	65	900 x 900
iDS 99PCAE	PC99 Polymer Concrete Cover - Electrical	84.7	944	944	65	900 x 900
(THE ABOVE COVERS COMPRISE OF 2 COVERS & T SUPPORT)						
iDS 99GCB	PC99 Galvanised Steel Cover	58	944	944	65	900 x 900
iDS 99LGCB	PC99 Galvanised Steel Cover - Locking	60.6	944	944	65	900 x 900
iDS 99PLGCB	PC99 Galvanised Steel Cover - Padlocking	62.8	944	944	65	900 x 900
iDS 900900UGC	900x900c/o 1pt Urban-Classic Steel infill Cover 'B' Class	45	1010	1010	80	900 x 900
iDSG 9090DS	Ductile Iron Solid Top Cover	137	1115	1115	105	900 x 900
iDSG 9090DI	Ductile Iron Infill Cover	135	1135	1135	125	900 x 900

P1 HDPE Pit Combinations - 420x160 Clear Opening

Class A rating Class B rating



Part No.	Description	Weight (kg)	Length (mm)	Width (mm)	Depth (mm)	Clear Opening
PIT DATA						
iDS P1	P1 HDPE Pit	4	515	235	400	420 x 160
COVER DATA						
iDS 1B	P1 Cement Concrete Cover - Blank	8	470	195	38	420 x 160
iDS 1C	P1 Cement Concrete Cover - Communications	8	470	195	38	420 x 160
iDS 1E	P1 Cement Concrete Cover - Electrical	8	470	195	38	420 x 160
iDS 1GCB	P1 Galvanised Steel Cover	5	470	195	38	420 x 160

P2 HDPE Pit Combinations - 555x185 Clear Opening

Class A rating Class B rating



TELSTRA APPROVED

Part No.	Description	Weight (kg)	Length (mm)	Width (mm)	Depth (mm)	Clear Opening
PIT DATA						
iDS P2	P2 HDPE Pit	6	660	285	570	555 x 185
COVER DATA						
iDS 2B	P2 Cement Concrete Cover - Blank	17	608	242	38	555 x 185
iDS 2C	P2 Cement Concrete Cover - Communications	17	608	242	38	555 x 185
iDS 2E	P2 Cement Concrete Cover - Electrical	17	608	242	38	555 x 185
iDS 2T	P2 Cement Concrete Cover - Telstra	17	608	242	38	555 x 185
iDS 2GCB	P2 Galvanised Steel Cover	7	608	242	38	555 x 185
iDS CONP2	P2 Concrete Plinth	106	955	590	150	610 x 240

P3 HDPE Pit Combinations - P3 440x250 Clear Opening

Class A rating Class B rating



Part No.	Description	Weight (kg)	Length (mm)	Width (mm)	Depth (mm)	Clear Opening
PIT DATA						
iDS P3	P3 HDPE Pit	4	575	350	520	440 x 250
iDS PL3	P3 HDPE Pit - Locking	5	575	350	520	440 x 250
COVER DATA						
iDS 3B	P3 Cement Concrete Cover - Blank	17	495	270	50	440 x 250
iDS 3C	P3 Cement Concrete Cover - Communications	17	495	270	50	440 x 250
iDS 3E	P3 Cement Concrete Cover - Electrical	17	495	270	50	440 x 250
iDS 3GCB	P3 Galvanised Steel Cover	8.7	495	270	50	440 x 250
iDS 3LGCB	P3 Galvanised Steel Cover - Locking	9.7	495	270	50	440 x 250
iDS 3PLGCB	P3 Galvanised Steel Cover - Padlocking	11.4	495	270	50	440 x 250

VP3 HDPE Pit Combinations - VP3 676x243 Clear Opening

Class A rating Class B rating



Part No.	Description	Weight (kg)	Length (mm)	Width (mm)	Depth (mm)	Clear Opening
PIT DATA						
iDS VP3	VP3 HDPE Pit	9	771	345	630	676 x 243
COVER DATA						
iDS 3VB	VP3 Cement Concrete Cover - Blank	26	730	298	50	676 x 243
iDS 3VC	VP3 Cement Concrete Cover - Communications	26	730	298	50	676 x 243
iDS 3VE	VP3 Cement Concrete Cover - Electrical	26	730	298	50	676 x 243
iDS 3VGCB	VP3 Galvanised Steel Cover	13.2	730	298	50	676 x 243

P4 HDPE Pit Combinations - 595x295 Clear Opening

Class A rating Class B rating Class D rating

Part No.	Description	Weight (kg)	Length (mm)	Width (mm)	Depth (mm)	Clear Opening
PIT DATA						
iDS P4	P4 HDPE Pit	8	700	400	810	595 x 295
iDS PL4	P4 HDPE Pit - Locking	9	700	400	810	595 x 295
RISER DATA						
iDS R4	P4 HDPE Riser	4	700	400	235	595 x 295
iDS RL4	P4 HDPE Riser - Locking	5	700	400	235	595 x 295
COVER DATA						
iDS 4B	P4 Cement Concrete Cover - Blank	27	650	345	50	595 x 295
iDS 4C	P4 Cement Concrete Cover - Communications	27	650	345	50	595 x 295
iDS 4E	P4 Cement Concrete Cover - Electrical	27	650	345	50	595 x 295
iDS 4E.MRWA	P4 Cement Concrete Cover - Main Road Electrical	27	650	345	50	595 x 295
iDS 4C.MRWA	P4 Cement Concrete Cover - Main Road Communications	27	650	245	50	595 x 295
iDS 4GCB	P4 Galvanised Steel Cover	15.5	650	345	50	595 x 295
iDS 4LGCB	P4 Galvanised Steel Cover - Locking	16.6	650	345	50	595 x 295
iDS 4PLGCB	P4 Galvanised Steel Cover - Padlocking	17.9	650	345	50	595 x 295
iDS 600400UGC	600x400c/o 1pt Urban-Classic Steel infill Cover 'B' Class	25	710	510	80	600 x 400
iDS CONP4	P4 Concrete Plinth	122	1000	700	150	645 x 345
iDSG C6045DS	Ductile Iron Solid Top Cover	73	810	660	105	600 x 450
iDSG C6045DI	Ductile Iron Infill Cover	74	815	665	105	600 x 450

P5 HDPE Pit Combinations - 595x335 Clear Opening

Class A rating Class B rating Class D rating

Part No.	Description	Weight (kg)	Length (mm)	Width (mm)	Depth (mm)	Clear Opening
PIT DATA						
iDS P5	P5 HDPE Pit	8.5	705	455	635	595 x 335
iDS PL5	P5 HDPE Pit - Locking	9.5	705	455	635	595 x 335
iDS DP5	P5 HDPE Pit 800	15	705	455	800	595 x 335
iDS DPL5	P5 HDPE Pit 800 - Locking	15	705	455	800	595 x 335
iDS SP5	P5 HDPE Split Pit	9	713	455	630	585 x 320
RISER DATA						
iDS R5	P5 HDPE Riser	5	705	455	235	595 x 335
iDS RL5	P5 HDPE Riser Locking	6	705	455	235	595 x 335
COVER DATA						
iDS 5B	P5 Cement Concrete Cover - Blank	30	650	395	50	595 x 335
iDS 5C	P5 Cement Concrete Cover - Communications	30	650	395	50	595 x 335
iDS 5E	P5 Cement Concrete Cover - Electrical	30	650	395	50	595 x 335
iDS 5TB	P5 Composite Cover - Telstra	20	650	395	50	595 x 335
iDS 5GCB	P5 Galvanised Steel Cover	17	650	395	50	595 x 335
iDS 5LGCB	P5 Galvanised Steel Cover - Locking	18.1	650	395	50	595 x 335
iDS 5PLGCB	P5 Galvanised Steel Cover - Padlocking	19.9	650	395	50	595 x 335
iDS 600400UGC	600x400c/o 1pt Urban-Classic Steel Infill Cover 'B' Class	25	710	510	80	600 x 400
iDS CONP5	P5 Concrete Plinth	122	990	740	150	645 x 395
iDSG C6045DS	Ductile Iron Solid Top Cover	73	810	660	105	600 x 450
iDSG C6045DI	Ductile Iron Infill Cover	74	815	665	105	600 x 450

P6 HDPE Pit Combinations - 1260x435 Clear Opening

Class A rating Class B rating Class D rating

Part No.	Description	Weight (kg)	Length (mm)	Width (mm)	Depth (mm)	Clear Opening
PIT DATA						
iDS P6	P6 HDPE Pit	35	1365	550	670	1260 x 435
RISER DATA						
iDS R6/8	P6/8 HDPE Riser	15	1395	580	280	1260 x 435
iDS RL6/8	P6/8 HDPE Riser - Locking	16	1395	580	280	1260 x 435
COVER DATA						
iDS 6/8B	P6/8 Cement Concrete Cover 2pt - Blank	81	1310	500	50	1260 x 435
iDS 6/8C	P6/8 Cement Concrete Cover 2pt - Communications	81	1310	500	50	1260 x 435
iDS 6/8E	P6/8 Cement Concrete Cover 2pt - Electrical	81	1310	500	50	1260 x 435
iDS 6/8NBN	P6/8 Cement Concrete Cover 2pt - NBN	81	1310	500	50	1260 x 435
iDS 6/8TB	P6/8 Composite Cover 2pt - Telstra	55	1310	500	50	1260 x 435
(THE ABOVE COVERS COMPRISE OF 2 COVERS & T SUPPORT)						
iDS 6/8GCB	P6/8 Galvanised Steel Cover	43	1310	500	50	1260 x 435
iDS 6/8LGCB	P6/8 Galvanised Steel Cover - Locking	44.7	1310	500	50	1260 x 435
iDS 6/8PLGC	P6/8 Galvanised Steel Cover - Padlocking	46	1310	500	50	1260 x 435
iDS 1320450UGC	1320x450c/o 1pt Urban-Classic Steel Infill Cover 'B' Class	36	1430	560	80	1320 x 450
iDS CONP6/8	P6/8 Concrete Plinth	212	1660	862	150	1310 x 500
Ductile Iron Solid Top and Infill 2 part Covers available on request						

P7 HDPE Pit Combinations - 885x425 Clear Opening

Class A rating Class B rating Class D rating

Part No.	Description	Weight (kg)	Length (mm)	Width (mm)	Depth (mm)	Clear Opening
PIT DATA						
iDS P7	P7 HDPE Pit	33	1030	570	1130	885 x 425
iDS PL7	P7 HDPE Pit - Locking	34	1030	570	1130	885 x 425
RISER DATA						
iDS R7	P7 HDPE Pit Riser	13	1030	570	280	885 x 425
iDS RL7	P7 HDPE Pit Riser - Locking	14	1030	570	280	885 x 425
COVER DATA						
iDS 7B	P7 Cement Concrete Cover 2pt - Blank	63	960	495	50	885 x 425
iDS 7C	P7 Cement Concrete Cover 2pt - Communications	63	960	495	50	885 x 425
iDS 7E	P7 Cement Concrete Cover 2pt - Electrical	63	960	495	50	885 x 425
(THE ABOVE COVERS COMPRISE OF 2 COVERS & T SUPPORT)						
iDS 7GCB	P7 Galvanised Steel Cover	28.5	960	500	50	885 x 425
iDS 7LGCB	P7 Galvanised Steel Cover - Locking	29.6	960	500	50	885 x 425
iDS 7PLGCB	P7 Galvanised Steel Cover - Padlocking	31.1	960	500	50	885 x 425
Ductile Iron Solid Top and Infill 2 part Covers available on request						

P8 HDPE Pit Combinations - 1260x435 Clear Opening

Part No.	Description	Weight (kg)	Length (mm)	Width (mm)	Depth (mm)	Clear Opening
PIT DATA						
iDS P8	P8 HDPE Pit	43	1365	545	895	1260 x 435
RISER DATA						
iDS R6/8	P6/8 HDPE Riser	15	1395	580	280	1260 x 435
iDS RL6/8	P6/8 HDPE Riser - Locking	16	1395	580	280	1260 x 435
COVER DATA						
iDS 6/8B	P6/8 Cement Concrete Cover 2pt - Blank	81	1395	500	50	1260 x 435
iDS 6/8C	P6/8 Cement Concrete Cover 2pt - Communications	81	1395	500	50	1260 x 435
iDS 6/8E	P6/8 Cement Concrete Cover 2pt - Electrical	81	1395	500	50	1260 x 435
iDS 6/8NBN	P6/8 Cement Concrete Cover 2pt - NBN	81	1395	500	50	1260 x 435
iDS 6/8TB	P6/8 Composite Cover 2pt - Telstra	55	1395	500	50	1260 x 432
(THE ABOVE COVERS COMPRISE OF 2 COVER & T SUPPORT)						
iDS 6/8GCB	P6/8 Galvanised Steel Cover	43	1310	500	50	1260 x 435
iDS 6/8LGCB	P6/8 Galvanised Steel Cover - Locking	44.7	1310	500	50	1260 x 435
iDS 6/8PLGCB	P6/8 Galvanised Steel Cover - Padlocking	46	1310	500	50	1260 x 435
iDS 1320450UGC	1320x450c/o 2pt Urban-Classic Steel Infill Cover 'B' Class	36	1430	560	80	1320 x 450
iDS CONP6/8	P 6/8 Concrete Plinth	212	1660	862	150	1310 x 500
Ductile Iron Solid Top and Infill 2 part Covers available on request						



TELSTRA APPROVED

P9 HDPE Pit Combinations - 1900x450

Part No.	Description	Weight (kg)	Length (mm)	Width (mm)	Depth (mm)	Clear Opening
PIT DATA						
iDS P9	P9 HDPE Pit	90	2040	585	900	1900 x 450
COVER DATA						
iDS 9B	P6/8 Cement Concrete Cover 3pt - Blank	124	2040	585	50	1900 x 450
iDS 9C	P9 Cement Concrete Cover 3pt - Communications	124	2040	585	50	1900 x 450
iDS 9E	P9 Cement Concrete Cover 3pt - Electrical	124	2040	585	50	1900 x 450
iDS 6/8NBN	P6/8 Cement Concrete Cover 3pt - NBN	124	2040	585	50	1900 x 450
iDS 9TB	P9 Composite Covers 3pt - Telstra	85	2040	585	50	1900 x 450
(THE ABOVE COVERS COMPRISE OF 3 COVERS & 2 T SUPPORTS)						
iDS 9GCB	P9 Galvanised Steel Cover	68	2040	500	50	1900 x 450
iDS 1900450UAC	1900x450c/o 3pt Urban-Classic Steel Infill Cover 'B' Class	26	2010	560	80	1900 x 450
Ductile Iron Solid Top and Infill 2 part Covers available on request						



TELSTRA APPROVED

P43 HDPE Pit Combinations - 330 Ø

Part No.	Description	Weight (kg)	Length (mm)	Width (mm)	Depth (mm)	Clear Opening
PIT DATA						
iDS P43	P43 HDPE Pit	4.8	N/A	430 dia.	605	330 dia.
COVER DATA						
iDS 43B	P43 Cement Concrete Cover - Blank	18	N/A	390 dia.	60	330 dia.
iDS 43C	P43 Cement Concrete Cover - Communications	18	N/A	390 dia.	60	330 dia.
iDS 43E	P43 Cement Concrete Cover - Electrical	18	N/A	390 dia.	60	330 dia.
iDS 43ME	P43 Cement Concrete Cover 2pt - Mains Earth	18	N/A	390 dia.	60	330 dia.
iDS 43GCB	P43 Galvanised Steel Cover	9	N/A	390 dia.	60	330 dia.



P55 PP Pit Combinations - 450 x 450

Part No.	Description	Weight (kg)	Length (mm)	Width (mm)	Depth (mm)	Clear Opening
PIT DATA						
iDS P55	P55 PP Pit	5.6	560	560	505	450 x 450
iDS PL55	P55 PP Pit - Locking	6.2	560	560	505	450 x 450
RISER DATA						
iDS R55	P55 PP Riser	5	560	560	300	450 x 450
iDS RL55	P55 PP Riser - Locking	6	560	560	300	450 x 450
COVER DATA						
iDS 55PCAB	P55 Polymer Concrete Cover - Blank	17	545	545	50	450 x 450
iDS 55PCAC	P55 Polymer Concrete Cover - Communications	17	545	545	50	450 x 450
iDS 55PCAE	P55 Polymer Concrete Cover - Electrical	17	545	545	50	450 x 450
iDS 55GCB	P55 Galvanised Steel Cover	19.4	545	545	50	450 x 450
iDS 55LGCB	P55 Galvanised Steel Cover - Locking	20.5	545	545	50	450 x 450
iDS 55PLGCB	P55 Galvanised Steel Cover - Padlocking	22.4	545	545	50	450 x 450
iDS 450450UGC	450x450c/o 1pt Urban-Classic Steel Infill Cover 'B' Class	23	560	560	80	450 x 450
iDSG C4545DS	Ductile Iron Solid Top Cover	57	660	660	105	450 x 450
iDSG C4545DI	Ductile Iron Infill Cover	57	665	665	105	450 x 450



P77 PP Pit Combinations - 600 x 600

Part No.	Description	Weight (kg)	Length (mm)	Width (mm)	Depth (mm)	Clear Opening
PIT DATA						
iDS P77	P77 PP Pit	8.9	700	700	655	600 x 600
iDS PL77	P77 PP Pit - Locking	9.5	700	700	655	600 x 600
iDS PH77	P77 PP Pit - HDPE Pit 900	23.9	820	820	900	600 x 600
RISER DATA						
iDS R77	P77 PP Riser	9	700	700	300	600 x 600
iDS RL77	P77 PP Riser - Locking	10	700	700	300	600 x 600
COVER DATA						
iDS 77PCAB	P77 Polymer Concrete Cover - Blank	27	695	695	50	600 x 600
iDS 77PCAC	P77 Polymer Concrete Cover - Communications	27	695	695	50	600 x 600
iDS 77PCAE	P77 Polymer Concrete Cover - Electrical	27	695	695	50	600 x 600
iDS 77GCB	P77 Galvanised Steel Cover	29.5	695	695	50	600 x 600
iDS 77LGCB	P77 Galvanised Steel Cover - Locking	30.6	695	695	50	600 x 600
iDS 77PLGCB	P77 Galvanised Steel Cover - Padlocking	32.8	695	695	50	600 x 600
iDS 600600UGC	600x600c/o 1pt Urban-Classic Steel Infill Cover 'B' Class	30	710	710	80	600 x 600
iDS750750UGC	750x750c/o 1pt Urban-Classic Steel Infill Cover 'B' Class	37	860	860	80	750 x 750
iDSG C6060DS	Ductile Iron Solid Top Cover	79	810	810	105	600 x 600
iDSG C6060DI	Ductile Iron Infill Cover	97	815	815	105	600 x 600
iDSG C7575DI	Ductile Iron Infill Cover	109	965	965	105	750 x 750



P1000 HDPE Pit Combinations - 1000x1000



<div><div></div> Class A rating</div>	<div><div></div> Class B rating</div>	<div><div></div> Class D rating</div>					
Part No.	Description		Weight (kg)	Length (mm)	Width (mm)	Depth (mm)	Clear Opening
PIT DATA							
iDS P1000	P1000 HDPE Pit		35	1120	1120	840	1000x1000
iDS PL1000	P1000 HDPE Pit - Locking		36	1120	1120	840	1000x1000
RISER DATA							
iDS R1000	P1000 HDPE Riser		14	1120	1120	460	1000x1000
iDS RL1000	P1000 HDPE Riser - Locking		15	1120	1120	460	1000x1000
COVER DATA							
iDS 1000GCB	P1000 Galvanised Steel Cover		74	1120	1120	50	1000x1000
iDS 1000LGCB	P1000 Galvanised Steel Cover - Locking		78.3	1120	1120	50	1000x1000
iDS 1000PLGCB	P1000 Galvanised Steel Cover - Padlocking		79.3	1120	1120	50	1000x1000
iDS 1000100UGC	1000x1000c/o 1pt Urban-Classic Steel infill Cover 'B'Class		50	1110	1110	80	1000x1000
iDSG C120120DI	Ductile Iron Infill Cover 4 part Cover		485	1350	1350	100	1300x1245

Gaskets



Part No.	Description
iDS 1GASK	Suitable for a P1 pit
iDS 2GASK	Suitable for a P2 pit
iDS 3GASK	Suitable for a P3 pit
iDS 4GASK	Suitable for a P4 pit
iDS 5GASK	Suitable for a P5 pit
iDS 6/8GASK	Suitable for a P6, P8 and P9 pits

Earth Rod Pit



Description

Polymer concrete earth rod pit with galvanised steel lid. The product incorporates a steel hinge and pin and is locked by the use of a standard phillip head screw. It also incorporates a 40mm diameter cable entry point for ease of installation.

Lid is embossed with "Earth".

Part No.	Description	Weight (kg)	Length (mm)	Width (mm)	Depth (mm)	Clear Opening
PIT DATA						
iDS PEP-A	Earth Rod Pit c/w aluminium lid	4	200	200	150	175x175

General Accessories

Part No.	Description
iDS LK	Lifting Key
iDS AK	Allen Key
iDS BRA ELEC	Brass Plate - Electricity
iDS BRA COMM	Brass Plate - Communications
iDS BRA TELS	Brass Plate - Telstra
iDS BRA TELE	Brass Plate - Telephone
iDS BRA EART	Brass Plate - Earth
iDS PLUG	Plastic Plug to suit concrete & galvanised lids

Part No.	Description
iDS BRA MAIN	Brass Plate - Mains
iDS BRA SEC	Brass Plate- Security
iDS BRA IRR	Brass Plate - Irrigation
iDS BRA HV	Brass Plate - High Voltage
iDS BRA SGNL	Brass Plate - Signals
iDS BRA GAS	Brass Plate - Gas
iDS BRKT PACK	Locking Pit Bracket Pack

General Description

The latest addition to the existing extensive Plastic Pit Cover range is the P5, P77 and P6-8-9 Composite Pit Covers designed and manufactured by iDS to meet new standards and changes in infrastructure specification.

Available in a number of formats our composite covers are manufactured in both black and grey to blend into the infrastructure. Additionally we provide a number of livery specific covers for specialist installations.



All covers have been tested in accordance with AS3996

P5 Composite Cover - B Class



		<div><div></div> Class A rating</div>	<div><div></div> Class B rating</div>			
Part No.	Description	Weight (kg)	Length (mm)	Width (mm)	Depth (mm)	
COVER DATA - GREY						
iDS 5BBGY	P5 Composite Cover - Blank	20	650	395	50	
iDS 5EBGY	P5 Composite Cover - Electrical	20	650	395	50	
iDS 5CBGY	P5 Composite Cover - Communications	20	650	395	50	
iDS 5TB	P5 Composite Cover - Telstra	20	650	395	50	
COVER DATA - BLACK						
iDS 5BBBK	P5 Composite Cover - Blank	20	650	395	50	
iDS 5EBBK	P5 Composite Cover - Electrical	20	650	395	50	
iDS 5CBBK	P5 Composite Cover - Communications	20	650	395	50	

P77 Composite Cover - B Class



		<div><div></div> Class A rating</div>	<div><div></div> Class B rating</div>			
Part No.	Description	Weight (kg)	Length (mm)	Width (mm)	Depth (mm)	
COVER DATA - GREY						
iDS 77BBGY	P77 Composite Cover - Blank	37	694	694	50	
iDS 77EBGY	P77 Composite Cover - Electrical	37	694	694	50	
iDS 77CBGY	P77 Composite Cover - Communications	37	694	694	50	
COVER DATA - BLACK						
iDS 77BBBK	P77 Composite Cover - Blank	37	694	694	50	
iDS 77EBBK	P77 Composite Cover - Electrical	37	694	694	50	
iDS 77CBBK	P77 Composite Cover - Communications	37	694	694	50	

P6/8 Composite Cover - B Class



		<div><div></div> Class A rating</div>	<div><div></div> Class B rating</div>			
Part No.	Description	Weight (kg)	Length (mm)	Width (mm)	Depth (mm)	
COVER DATA - GREY						
iDS 6/8BBGY	P6/8 Composite Cover - Blank	25	647	496	50	
iDS 6/8EBGY	P6/8 Composite Cover - Electrical	25	647	496	50	
iDS 6/8CBGY	P6/8 Composite Cover - Communications	25	647	496	50	
iDS 6/8TB	P6/8 Composite Cover - Telstra	25	647	496	50	
COVER DATA - BLACK						
iDS 6/8BBBK	P6/8 Composite Cover - Blank	25	647	496	50	
iDS 6/8EBBK	P6/8 Composite Cover - Electrical	25	647	496	50	
iDS 6/8CBBK	P6/8 Composite Cover - Communications	25	647	496	50	

CP5 Concrete Pit

The CP5 is the smallest in the concrete pit range. Applications include communications and electrical infrastructure. The pit features 2 rectangular penetrations for cable access eliminating the need for concrete cutting or drilling. Lightweight plastic baffles are supplied to cover the penetrations and create a seal. The CP5 is available in a full body with built in plinth or a split body version. The split body version enables you to install the floor of the pit under existing cable before installing the pit body.

Part No.	Description	Weight (kg)	Length (mm)	Width (mm)	Depth (mm)	Clear Opening
iDS CP5	P5 Concrete Pit	424	910	650	975	650 x 400
iDS CSP5	P5 Concrete Split Pit	413	910	650	965	650 x 400



CP600 Concrete Pit

The CP600 features 4 penetrations which is ideal for applications where cable needs to be rerouted. The CP600 is available with a split body with built in plinth or a full body version.

Part No.	Description	Weight (kg)	Length (mm)	Width (mm)	Depth (mm)	Clear Opening
iDS CP600	P600 Concrete Pit	488	800	800	890	600 x 600
iDS CSP600	P600 Concrete Split Pit	503	800	800	910	600 x 600



CP8 Concrete Pit

The CP8 concrete pit is suitable for cable joining and long cable runs. The pit features 2 rectangular penetrations for cable access eliminating the need for concrete cutting or drilling. Lightweight plastic baffles are supplied to cover the penetrations and create a seal. The CP8 is available in full body with built in plinth or a split body version.

Part No.	Description	Weight (kg)	Length (mm)	Width (mm)	Depth (mm)	Clear Opening
iDS CP8	P8 Concrete Pit	862	1562	760	1070	1307 x 500
iDS CSP8	P8 Concrete Split Pit	841	1552	760	1070	1307 x 500



CP10 Concrete Pit

Similar to the CP8 and larger, the CP8 is also available in a split and full body versions.

Part No.	Description	Weight (kg)	Length (mm)	Width (mm)	Depth (mm)	Clear Opening
iDS CP10	P10 Concrete Pit	1259	2220	760	1070	1960 x 500
iDS CSP10	P10 Concrete Split Pit	1168	2220	760	1045	1960 x 500



CP1000 Concrete Pit

The CP1000 is the most versatile concrete pit for communications and electrical installations. The pit features 4 rectangular penetrations for distributing cable in multiple directions. The plinth for the CP1000 is not built in and must be ordered separately. The generous dimensions of the pit allow adequate room for bending, re-routing and terminating cable. Lightweight plastic baffles are included to cover the penetrations and create a seal. The CP1000 is available in a split body only. The range of metal lids designed to fit the CP1000 includes locking, drop-in and swing lids.

Part No.	Description	Weight (kg)	Length (mm)	Width (mm)	Depth (mm)	Clear Opening
iDS CSP1000	P1000 Concrete Split Pit	1176	1200	1200	1060	1000 x 1000



CP1500 Concrete Pit

The CP1500 is the alternative to pouring large concrete pits in situ. The CP1500 comes in a flat-pack to minimise damage in transit and for ease of installation using standard lifting equipment. All parts of the CP1500 can be manoeuvred into place with a forklift that has a 3.5 tonne lifting capacity. Units are shipped in 7 pieces; a 2 piece floor, 4 sides and a plinth with built in swing-lids. Assembled on site, the CP1500 has a number of features and benefits for contractors requiring large pits for cable and access.

Part No.	Description	Weight (kg)	Length (mm)	Width (mm)	Depth (mm)	Clear Opening
iDS CP1500	P1500 Concrete Pit	3980	1760	1760	1570	1500 x 1500



Features

- Flat-packed modular construction
- Multiple lifting points on every panel
- Class D trafficable rating on lids
- Offset penetrations for conduit entry and exit
- Lockable hinged lids
- 180 degree hinges

Benefits

- Pit can be assembled on site reducing the need for heavy lifting equipment and specialised transport; saves time and money
- Makes mechanical handling easier
- Maximum placement versatility
- No core drilling or cutting required - poly bats supplied
- Protects your investment against vandalism, sabotage, theft, 3rd party injury and financial loss
- Lids lay flat on the plinth when fully open; eliminates crossover, provides easy access and improves manual handling safety

CONP2 PLINTH

- Used with a metal lid to increase the load bearing capacity of the CP2 pits.
- Non-slip checker plate surround
- Fits P2 metal or concrete lids



CONP4 PLINTH

- Used with a metal lid to increase the load bearing capacity of the CP4 pits
- Non-slip checker plate surround
- Fits P4 metal or concrete lids.



CONP5 PLINTH

- Used with a metal lid to increase the load bearing capacity of CP5 pits
- Non-slip checker plate surround
- Fits P5 metal or concrete lids
- Available in 100mm and 200mm depths.



CONP6 PLINTH

- Used with metal lids to increase the load bearing capacity of CP600 and CP8
- Non-slip checker plate surround
- Fits 2 P6/8 metal lids or 2 P6 concrete lids
- Available in 100mm, 150mm and 200mm depths



CONP77 PLINTH

- Used with the CONP1000 concrete pit
- Non-slip checker plate surround
- Does not fit standard concrete lids
- Available depth of 150mm only



CONP1000 PLINTH

- Plinth with built in metal lockable swing lid assembly Brushed concrete surround
- Fits the CP1000 concrete pit




Part No.	Description	Weight (kg)	Length (mm)	Width (mm)	Depth (mm)	Clear Opening
iDS CONP2-100	CONP2-100 Concrete Plinth	106	955	590	100	610 x 240
iDS CONP4-100	CONP4-100 Concrete Plinth	122	1000	700	100	645 x 345
iDS CONP5-100	CONP5-100 Concrete Plinth	122	990	740	100	645 x 395
iDS CONP5-200	CONP5-200 Concrete Plinth	246	1010	760	200	645 x 395
iDS CONP6/8-100	CONP6/8-100 Concrete Plinth	212	1660	862	100	1310 x 500
iDS CONP6/8-150	CONP6/8-150 Concrete Plinth	302	1660	862	150	1310 x 500
iDS CONP6/8-200	CONP6/8-200 Concrete Plinth	415	1660	862	200	1310 x 500
iDS CONP77-150	CONP77-150 Concrete Plinth	329	1225	1225	150	795 x 795
iDS CONP1000	CONP1000 Concrete Plinth	500	1415	1415	175	1000 x 1000

Marker Blocks

Cable Markers have traditionally been manufactured as a solid concrete block with smooth surfaces and no lifting points. This makes traditional Cable Markers awkward to lift. With weights exceeding 35kg and the absence of lifting points, traditional Cable Markers increase the risk of manual handling injuries.

Our Cable Markers are moulded with a recessed base which enables the installer to get a firm grip on the block and apply correct manual handling techniques which reduces the risk of injury.

Cable Markers are available in the following configurations:



Technical Information

Burdens Urban-Classic is a general purpose and versatile recessed access cover systems designed to be used with a variety of "in-fill" surface finishes for a wide range of project applications. The product provides quick and safe access to underground electrical, communication, utility infrastructure chambers and ducts. All components are laser cut and assembled on a mechanised production line to ensure precise tolerances and a high quality finish.

The range can be used in virtually any situation where access to services and visual appearance are of paramount importance such as shopping centres, airports, railway stations, civic buildings and all application where aesthetics are a primary consideration.

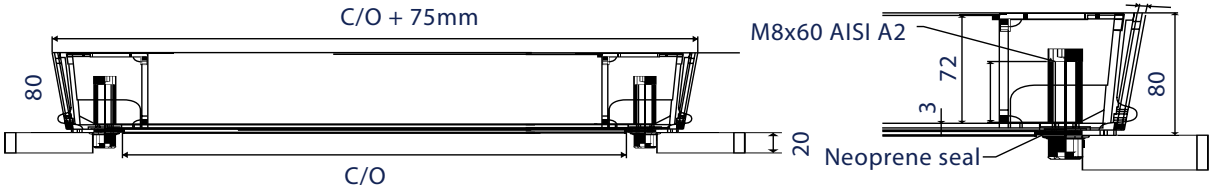
All covers are designed to meet the specified test loadings when filled to the surface of the cover with concrete or other floor finishes such as tiles and pavers.

- Covers and frames are made from galvanised steel
- The design of the covers is such that when fitted a minimal amount of metal is visible on the exposed surface
- Covers are fitted with locking bolts for security purposes
- The deep pan accommodates concrete bedding, allowing the quick and easy installation of pavers and reducing the need for excess cutting
- Decorative edging is available on request in both brass and stainless steel
- Covers are produced and conform to the Australian standard of AS3996
- To meet load requirements covers should be filled with concrete (specification C45/55)
- Surface finish material should be no greater than 20mm depth



Covers and Frames


Part No.	Pit Clear Opening Size (mm)	Overall Dimensions (mm)	Load Class (AS3996)
iDS 300300UGC	300 x 300	375x375x80	A,B
iDS 450450UGC	450 x 450	525x525x80	A,B
iDS 600400UGC	600 x 400	675x475x80	A,B
iDS 600600UGC	600 x 600	675x675x80	A,B
iDS 750750UGC	750 x 750	825x825x80	A,B
iDS 900600UGC	900 x 600	975x675x80	A,B
iDS 900900UGC	900 x 900	975x975x80	A,B
iDS 10001000UGC	1000 x 1000	1075x1075x80	A,B
2 Part Cover			
iDS 1320450UGC	1320 x 450	1395x525x80	A,B
iDS 1320600UGC	1320 x 600	1395x675x80	A,B
3 Part Cover			
iDS 1320900UGC	1320 x 900	1395x975x80	A,B
iDS 1900450UGC	1900 x 450	1975x525x80	A,B



Duct and Multispan Covers and Frames

Projects often require safe, secure, practical and cost effective access systems to cover continuous ducting (trenches) or large span chambers. These products are adaptable to cater for these situations or other odd shaped configurations.

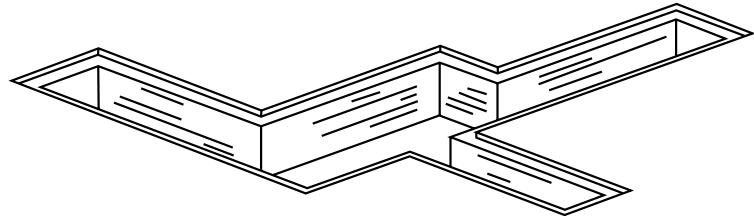
Multispan covers are supplied with cross beam systems to provide structural integrity but also are removable to allow access to the chamber clear opening.



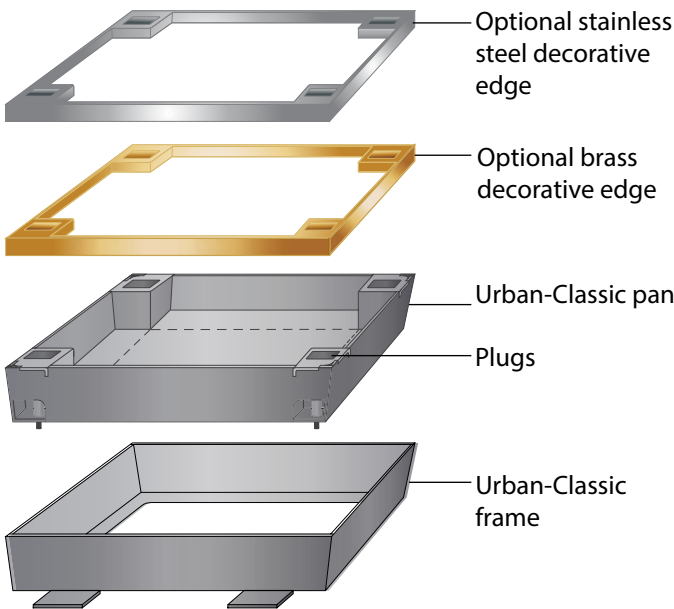
Special Configuration and Bespoke Service

Covers can be manufactured to suit virtually any formation of pits including obtuse, acute, tee, right angle and reducing junctions.

On a project by project basis we are able to provide a comprehensive specification information and drawing (in CAD or PDF format). For these circumstances please provide a plan view drawing showing the configuration of the duct (trench) or chamber that you wish to cover along with clear opening dimensions and load expectations (AS3996).



Decorative Edging



General Description

Designed to maintain maximum structural strength our galvanised steel covers are available to suit a wide range of loading requirements. Made to fit any size chamber they are widely used in the Australian infrastructure e.g. HV, LV and general electrical installations, switchboard pits, water treatment applications and pumping stations.

A number of variants exist to ensure the product meets all expectations including security and unauthorised entry prevention options, padlocking, bolts or tamper proof barri bolts can be used for additional security. All of our covers are designed to meet the Australian Standard AS3996

Solid Top

- Available to suit a wide range of loading requirements and chamber sizes
- For multi part covers removable support beams are incorporated to maintain the clear opening
- Multiple covers and frames can be constructed to suit any opening or loading requirement
- Anti skid chequer pattern
- Load tested to Australian Standard AS3996
- Hot dip galvanised to AS1650/1980 and EN1461 standard



Infill

- Infilled with material to match the surrounding surface finish
- Available as either locking or non-locking
- Designed with security and ease of lifting in mind
- Manufactured from strong and highly durable steel
- High strength and light weight
- Slip resistant surfaces
- Designed for use in a variety of applications that require a range of infill materials
- Fabricated to the highest standard to ensure continued performance under load



General Description

Made from ductile iron for a superior strength to weight ratio. All cover and frame surfaces are manufactured for an accurate, precision fit.

Our frame design ensures stable, permanent keying of the frame into the surrounding finish material. Available in two formats solid top and concrete infill.

Our solid top access covers are designed with an antislip solid surface and do not need to be filled on site.

The infill ribbed cover design gives maximum strength for minimal weight of material with keyholes to ensure lifting keys cannot rotate and disengage accidentally.

All Burdens covers withstand test loadings and are manufactured in full compliance with the requirements of AS3996.

Solid Top

- More durable, reliable and flexible than other materials
- High impact resistance
- Available in a range of sizes from 300mm-1000mm (for single parts)
- Available in circular, rectangular and square configurations
- Plastic plugs are fitted to exclude ingress and dirt
- Optional sealed joints to minimise passage of water
- Use in Infrastructure projects, storm water and sewer covers
- Also available in multi-part sizes



Infill

- Designed to match the surrounding environment
- Used in various applications such as carparks, landscape areas, airports and train stations
- Superior strength to weight ratio compared to cast iron
- Available with brass and stainless steel edging for decorative purposes
- Also available in multi-part sizes



Integrated Ducting Systems
PO BOX 49, Westminster WA 6061

Burdens Head Office
57 Distinction Road
Wangara WA 6065

Telephone: (08) 9302 4077
Facsimile: (08) 9302 1677
Email: sales@burdens.net.au

Burdens Queensland
Unit 2/47 Commerce Circuit
Yatala QLD 1207

Telephone: (07) 3287 5166
Facsimile: (07) 3804 6166
Email: qldsales@burdens.net.au

Burdens Victoria
35 Paraweena Drive
Truganina VIC 3029

Telephone: (03) 9330 2752
Email: vic-sales@burdens.net.au



BURDENS
AUSTRALIA

